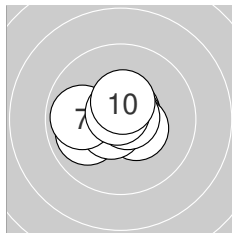
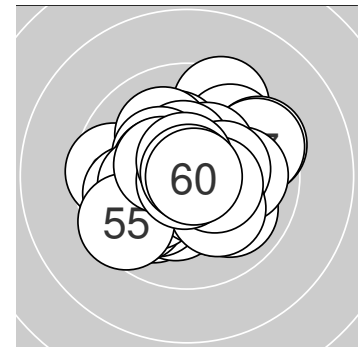


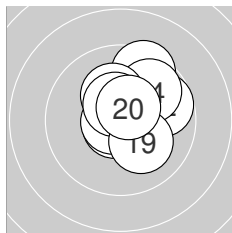
Ergebnis: **617.9** (590)
 Serien: 105.0 102.5 101.3 102.0 102.5 104.6
 Zähler: 50 10 0 0 0 0 0 0 0 0
 Innenezehner: 41
 Weitestе: 366 (11.), 363 (24.), 352 (55.)
 beste Teiler: 17.8 (59.), 24.5 (57.), 29.7 (13.)
 Trefferlage: 0.06 mm links, 0.03 mm hoch
 Streuwert: 1.34, horizontal: 1.53, vertikal: 1.11



Serie 1: 105.0 (99)

10.7* ↗	10.7* →	10.4* ↘	10.6* ←	10.0 ←
10.6* ↙	9.9 ←	10.8* →	10.8* ↖	10.5* ↑

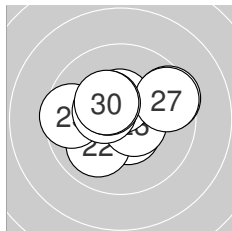
beste Teiler: 49.1 (9.), 49.7 (8.), 66.0 (2.)
 Trefferlage: 0.37 mm links, 0.01 mm hoch
 Streuwert: 0.99, horizontal: 1.26, vertikal: 0.63



Serie 2: 102.5 (97)

9.5 ↑	9.7 →	10.8* ↓	9.8 ↗	10.7* ↙
10.7* ←	10.2* ↑	10.5* ↖	10.1 ↘	10.5* ↗

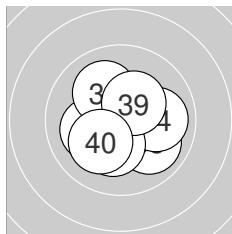
beste Teiler: 29.7 (13.), 55.3 (16.), 58.6 (15.)
 Trefferlage: 0.66 mm rechts, 0.78 mm hoch
 Streuwert: 1.31, horizontal: 1.22, vertikal: 1.39



Serie 3: 101.3 (97)

10.5* ↓	10.0 ↙	10.5* ↘	9.5 →	9.6 ←
10.5* ↑	9.6 ↗	10.4* ↖	10.4* ↖	10.3* ↖

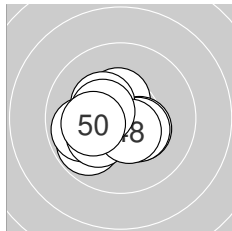
beste Teiler: 101.2 (23.), 106.1 (21.), 125.1 (26.)
 Trefferlage: 0.00 mm, 0.41 mm hoch
 Streuwert: 1.68, horizontal: 2.10, vertikal: 1.11



Serie 4: 102.0 (100)

10.2* ↘	10.6* →	10.0 ↘	10.0 →	10.2* ↙
10.1 ←	10.3* ↓	10.1 ↖	10.4* ↗	10.1 ↙

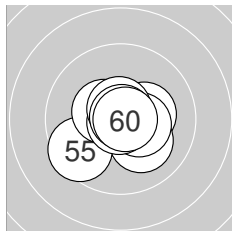
beste Teiler: 90.2 (32.), 149.6 (39.), 175.8 (37.)
 Trefferlage: 0.13 mm rechts, 0.39 mm tief
 Streuwert: 1.44, horizontal: 1.65, vertikal: 1.20



Serie 5: 102.5 (98)

10.4* ↑	10.4* ↘	10.4* ↘	9.8 ↙	9.9 ←
10.3* ↖	10.2* ↙	10.5* ↓	10.4* ↖	10.2* ←

beste Teiler: 108.4 (48.), 127.2 (41.), 133.1 (49.)
 Trefferlage: 0.78 mm links, 0.38 mm tief
 Streuwert: 1.22, horizontal: 1.42, vertikal: 0.97



Serie 6: 104.6 (99)

10.6* ←	10.3* →	10.1 ↘	10.4* →	9.5 ↙
10.4* ↖	10.9* ↙	10.7* ↑	10.9* ↗	10.8* →

beste Teiler: 17.8 (59.), 24.5 (57.), 32.0 (60.)
 Trefferlage: 0.03 mm links, 0.23 mm tief
 Streuwert: 1.15, horizontal: 1.36, vertikal: 0.90

