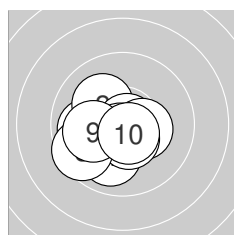
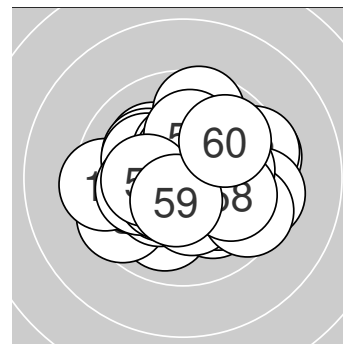


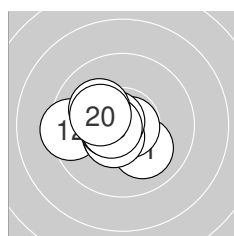
Ergebnis: **617.7** (590)  
 Serien: 102.7 103.6 104.8 103.8 103.9 98.9  
 Zähler: 50 10 0 0 0 0 0 0 0 0  
 Innenezehner: 38  
 Weitest: 380 (12.), 378 (54.), 368 (51.)  
 beste Teiler: 14.1 (28.), 16.0 (24.), 30.4 (38.)  
 Trefferlage: 0.24 mm rechts, 0.11 mm tief  
 Streuwert: 1.36, horizontal: 1.64, vertikal: 1.02



**Serie 1: 102.7 (98)**

9.9 ←	10.1 ↘	10.8* →	10.0 ↓	10.7* ↓
10.4* →	10.5* ↓	9.6 ↙	10.1 ←	10.6* ↘

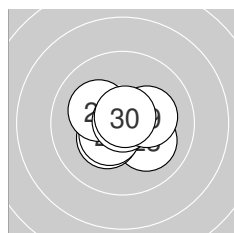
beste Teiler: 31.0 (3.), 72.2 (5.), 80.1 (10.)  
 Trefferlage: 0.75 mm links, 0.63 mm tief  
 Streuwert: 1.26, horizontal: 1.47, vertikal: 1.02



**Serie 2: 103.6 (99)**

10.1 ↘	9.4 ←	10.6* ↙	10.8* →	10.5* ↙
10.7* ↖	10.6* ←	10.6* ←	10.1 ↖	10.2* ↖

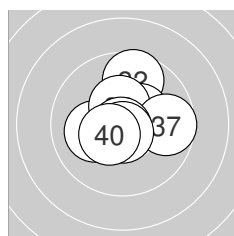
beste Teiler: 48.0 (14.), 68.9 (16.), 83.5 (18.)  
 Trefferlage: 0.89 mm links, 0.17 mm tief  
 Streuwert: 1.13, horizontal: 1.38, vertikal: 0.80



**Serie 3: 104.8 (100)**

10.8* →	10.2* ↘	10.1 ↘	10.9* ←	10.3* ↙
10.4* ↙	10.2* ↖	10.9* ↑	10.2* →	10.8* ↑

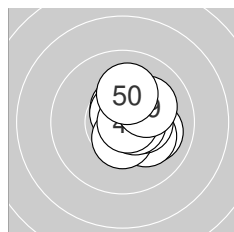
beste Teiler: 14.1 (28.), 16.0 (24.), 43.4 (21.)  
 Trefferlage: 0.17 mm rechts, 0.21 mm tief  
 Streuwert: 1.02, horizontal: 1.23, vertikal: 0.75



**Serie 4: 103.8 (98)**

10.8* ↓	9.6 ↑	10.4* ↗	10.1 ←	10.8* ↗
10.4* ↑	9.7 →	10.8* ↓	10.7* ↓	10.5* ↙

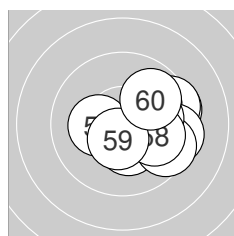
beste Teiler: 30.4 (38.), 31.7 (31.), 31.7 (35.)  
 Trefferlage: 0.19 mm rechts, 0.28 mm hoch  
 Streuwert: 1.29, horizontal: 1.37, vertikal: 1.20



**Serie 5: 103.9 (100)**

10.5* ↑	10.7* ↑	10.0 →	10.2* ↘	10.5* ↓
10.4* →	10.6* →	10.8* →	10.1 ↗	10.1 ↑

beste Teiler: 38.0 (48.), 67.9 (42.), 93.2 (47.)  
 Trefferlage: 0.84 mm rechts, 0.17 mm hoch  
 Streuwert: 0.96, horizontal: 0.87, vertikal: 1.03



**Serie 6: 98.9 (95)**

9.5 →	10.3* ↓	9.5 →	9.4 →	9.5 ↘
10.0 →	10.3* ←	10.0 →	10.5* ↓	9.9 ↗

beste Teiler: 113.8 (59.), 158.2 (52.), 175.3 (57.)  
 Trefferlage: 1.88 mm rechts, 0.13 mm tief  
 Streuwert: 1.56, horizontal: 1.84, vertikal: 1.21

