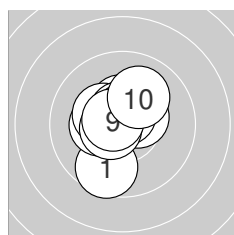
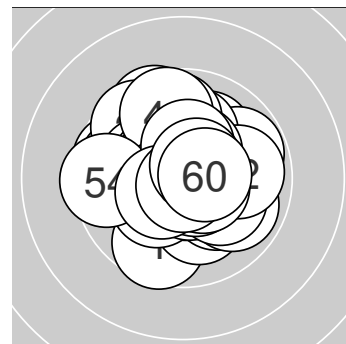


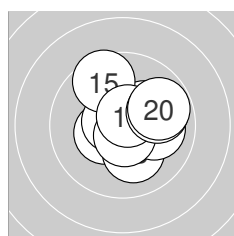
Ergebnis: **618.6** (588)  
 Serien: 103.7 102.1 102.9 102.9 103.4 103.6  
 Zähler: 48 12 0 0 0 0 0 0 0 0  
 Innenezehner: 42  
 Weitestе: 367 (54.), 344 (15.), 329 (1.)  
 beste Teiler: 34.4 (45.), 35.0 (58.), 42.4 (47.)  
 Trefferlage: 0.05 mm links, 0.36 mm hoch  
 Streuwert: 1.27, horizontal: 1.38, vertikal: 1.15



**Serie 1: 103.7 (99)**

9.6 ↙	10.4* ↑	10.5* →	10.3* ←	10.3* ↖
10.6* ↑	10.6* ↑	10.6* ←	10.7* ↖	10.1 ↗

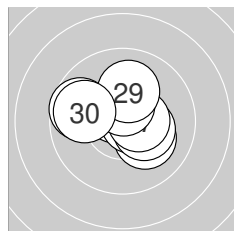
beste Teiler: 75.6 (9.), 76.1 (7.), 84.9 (6.)  
 Trefferlage: 0.35 mm links, 0.29 mm hoch  
 Streuwert: 1.17, horizontal: 0.97, vertikal: 1.35



**Serie 2: 102.1 (97)**

10.2* ↗	10.4* ←	10.1 ↓	10.7* ↖	9.6 ↖
10.0 →	10.7* ↓	10.7* ↗	9.9 →	9.8 ↗

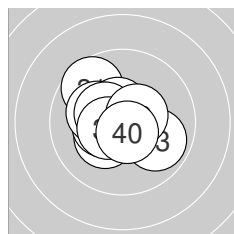
beste Teiler: 75.1 (18.), 75.5 (17.), 75.6 (14.)  
 Trefferlage: 0.68 mm rechts, 0.37 mm hoch  
 Streuwert: 1.44, horizontal: 1.51, vertikal: 1.37



**Serie 3: 102.9 (98)**

10.6* ↗	10.1 ↘	10.6* ↖	10.7* →	10.3* ↘
9.7 ←	10.5* →	10.5* ↑	10.1 ↑	9.8 ↖

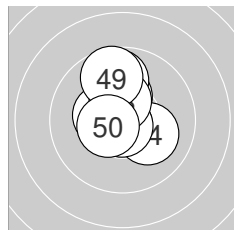
beste Teiler: 67.4 (24.), 86.8 (23.), 94.6 (21.)  
 Trefferlage: 0.02 mm links, 0.44 mm hoch  
 Streuwert: 1.34, horizontal: 1.65, vertikal: 0.95



**Serie 4: 102.9 (98)**

9.6 ↖	10.3* ↗	9.9 ↘	10.4* ←	10.5* ↑
10.2* ↖	10.4* ↖	10.5* ←	10.5* →	10.6* ↓

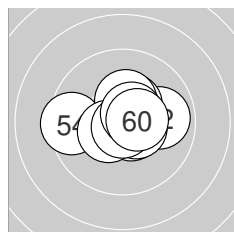
beste Teiler: 80.1 (40.), 103.7 (35.), 112.5 (38.)  
 Trefferlage: 0.55 mm links, 0.14 mm hoch  
 Streuwert: 1.28, horizontal: 1.41, vertikal: 1.13



**Serie 5: 103.4 (98)**

10.3* ↑	9.8 ↑	10.6* ↖	10.1 ↘	10.8* ↓
10.4* ←	10.8* ↓	10.4* ↑	9.7 ↑	10.5* ↖

beste Teiler: 34.4 (45.), 42.4 (47.), 86.1 (43.)  
 Trefferlage: 0.30 mm links, 0.75 mm hoch  
 Streuwert: 1.18, horizontal: 0.87, vertikal: 1.43



**Serie 6: 103.6 (98)**

10.6* ↘	9.9 →	10.4* ↗	9.5 ←	10.3* ↑
10.5* →	10.5* ↗	10.8* ↓	10.6* ↗	10.5* →

beste Teiler: 35.0 (58.), 82.1 (51.), 90.5 (59.)  
 Trefferlage: 0.20 mm rechts, 0.17 mm hoch  
 Streuwert: 1.28, horizontal: 1.64, vertikal: 0.76

